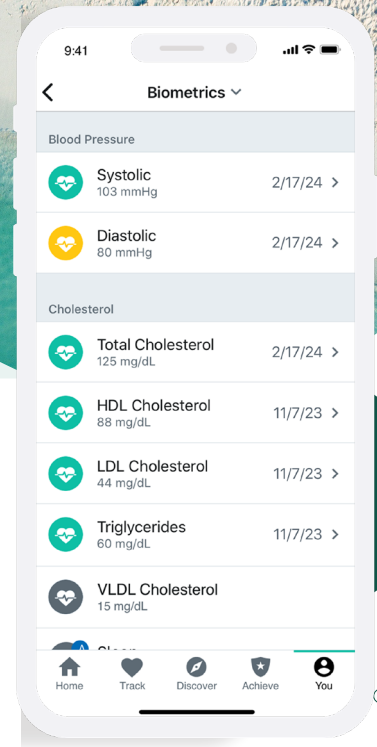



How to Order an At-Home Kit

To participate in a biometric screening, you must register for an account first by visiting **stateoftn.sharecare.com**. Once registered, follow these steps to complete your biometric screening by **Nov. 30** and earn up to \$200.*

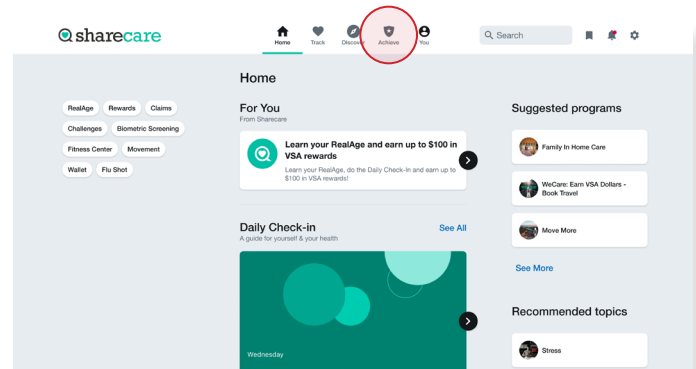
Note: The final day to order an at-home test kit for the 2026 program year is **Nov. 2, 2026**. Your at-home test kit must be ordered and returned in the same program year. If you order an at-home test kit and do not return it within the same year, you will no longer see it as an option to complete your biometric screening in subsequent program years.



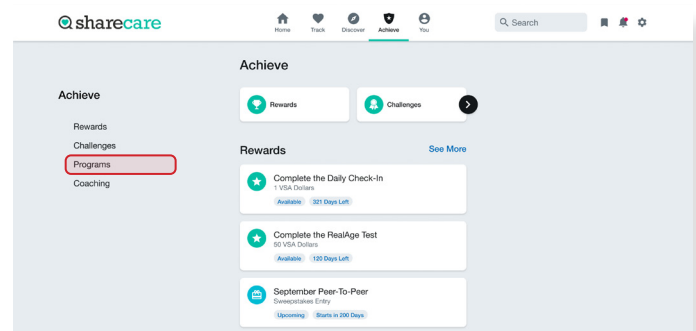
1 Sign up or log in to your Sharecare account.



2 Navigate to **Achieve**.



3 Click on the **Programs** tile.

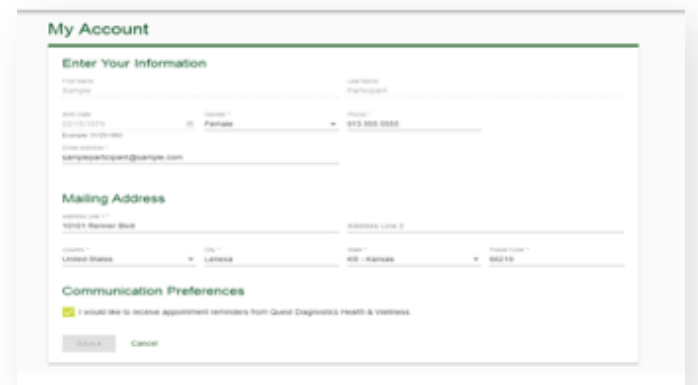
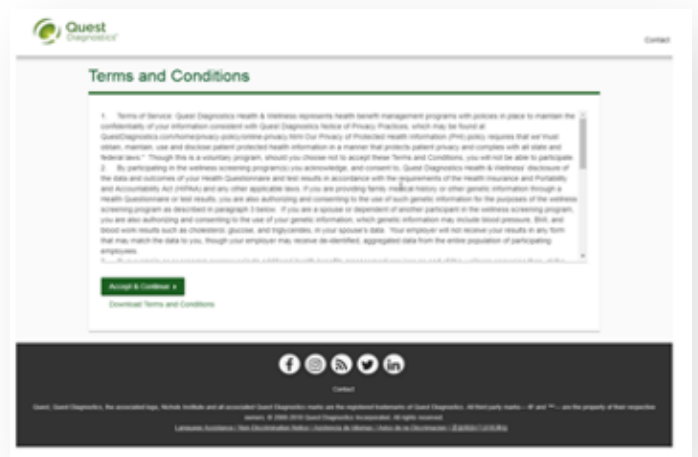
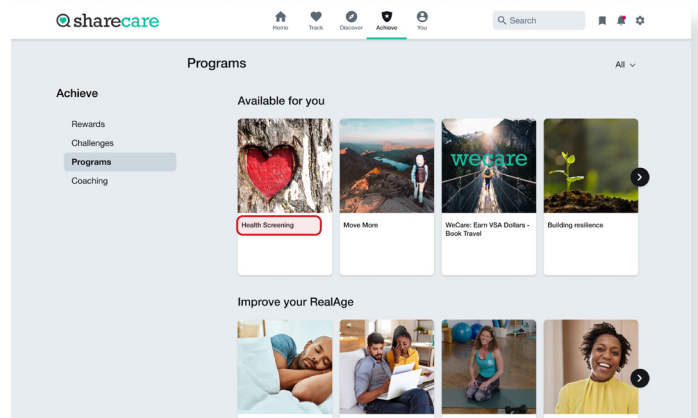


How to Order an At-Home Kit

4 Click on the **Health Screening** tile to be directed to the Quest site to order an at-home kit. (First time users will see a welcome screen before being directed to the Quest site.)

5 After reaching the Quest site, if this is the first time this year, you will need to accept the Terms and Conditions and the Sharecare Consent to continue.

6 Verify all your information under **Enter Your Information** and **Mailing Address**. Select if you would like to receive appointment reminders from Quest. Click **Save**.

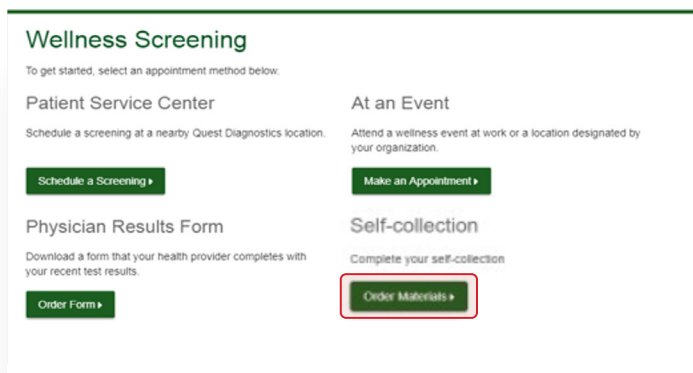


How to Order an At-Home Kit

7 Once on home dashboard under **Wellness Screening**, click on **Order Materials** under Self-collection to request an at-home kit.

8 Confirm your mailing address and select **Next**.

9 Once your home kit has been ordered, you will arrive at the **Confirmation** screen with tips on how to prepare once your materials arrive, and step-by-step instructions on how to complete your at-home screening.



Wellness Screening

To get started, select an appointment method below.

Patient Service Center
Schedule a screening at a nearby Quest Diagnostics location.

Schedule a Screening

At an Event
Attend a wellness event at work or a location designated by your organization.

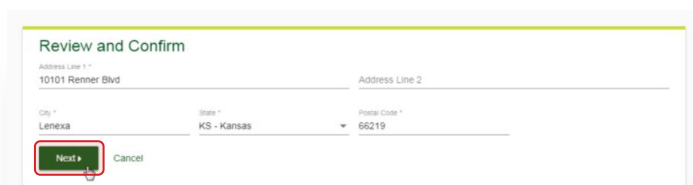
Make an Appointment

Physician Results Form
Download a form that your health provider completes with your recent test results.

Order Form

Self-collection
Complete your self-collection

Order Materials



Review and Confirm

Address Line 1 *
10101 Renner Blvd

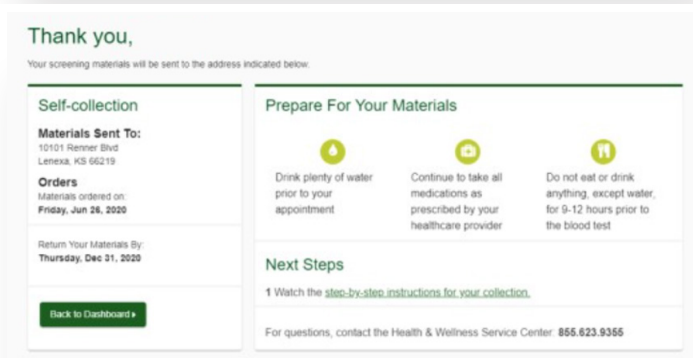
Address Line 2

City *
Lenexa

State *
KS - Kansas

Postal Code *
66219

Next Cancel



Thank you,

Your screening materials will be sent to the address indicated below.

Self-collection

Materials Sent To:
10101 Renner Blvd
Lenexa, KS 66219

Orders
Materials ordered on:
Friday, Jun 26, 2020

Return Your Materials By:
Thursday, Dec 21, 2020

Back to Dashboard

Prepare For Your Materials

- Drink plenty of water prior to your appointment
- Continue to take all medications as prescribed by your healthcare provider
- Do not eat or drink anything, except water, for 9-12 hours prior to the blood test

Next Steps

1 Watch the [step-by-step instructions for your collection.](#)

For questions, contact the Health & Wellness Service Center: 855.623.9355

Have questions? Call 888-741-3390, Monday - Friday 8 a.m. - 8 p.m. CT or visit sharecare.com/tnwellness/biometric-screenings.

All employees, spouses, adult dependents and retirees enrolled in medical insurance with Partners for Health can complete a biometric screening.

*Active state and higher education employees and spouses who are enrolled in medical insurance with Partners for Health will earn \$50 if you complete your screening by Nov. 30. If three out of four biometric screening lab values are in range, you will earn \$125. If your blood pressure targets are also in range, you will earn an additional \$25.

Note: You must complete the RealAge Test by Dec. 31 to earn your incentives. Once logged into your account, visit You > Your RealAge to get started.

Sharecare, Inc. is an independent company that provides health improvement and wellness services for the Partners for Health Wellness Program. Information provided by Sharecare is not a substitute for the advice or recommendations of your health care provider.

