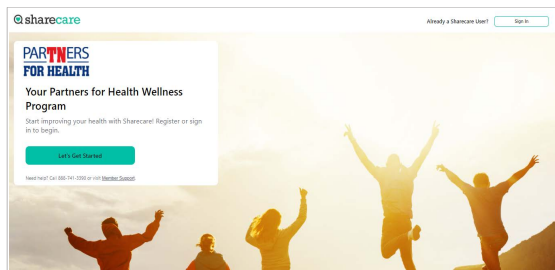


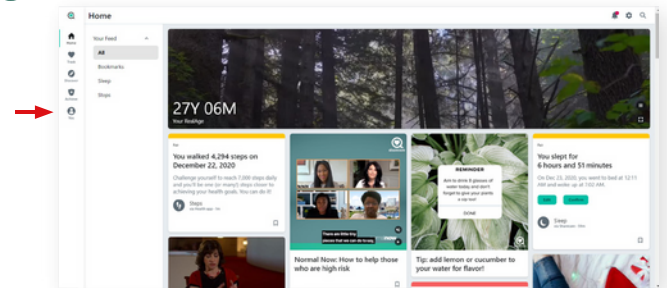


How to confirm RealAge[®] Test completion:

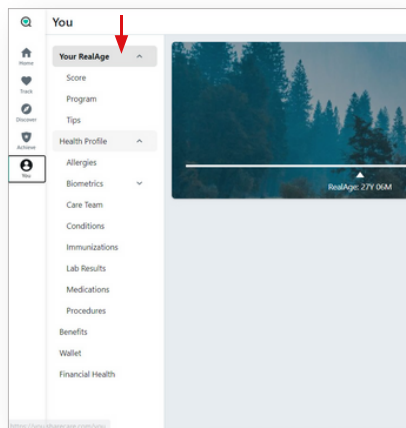
- 1 Go to stateofn.sharecare.com click **Sign In**, or log in to your account through the Sharecare app.



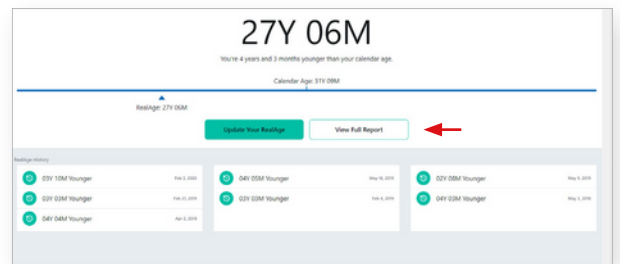
- 2 Select **You** from the home screen.



- 3 Click on **Your RealAge** and then **Score**
Note: You can see your RealAge Test history from this screen, but continue to follow these steps if you'd like to save a copy.



- 4 Select **View Full Report** and then view **RealAge History**



- 5 Confirm your RealAge Test completion dates under **Test Completion Date**

Date of Birth 3/10/1989	Sex Female	- RealAge History - Biometrics History - RealAge Recommendations - External Resources
RealAge Results Test Completion Date: 2/3/2020 Calendar Age: 31Y 9M Your RealAge: 27Y 6M You are 4Y 3M younger!		
RealAge History		
RealAge Score	Test Completion Date	
- 3 Year(s) 10 Month(s)	2/5/2020	
- 4 Year(s) 5 Month(s)	5/16/2019	
- 2 Year(s) 8 Month(s)	5/9/2019	
- 3 Year(s) 3 Month(s)	3/21/2019	
- 3 Year(s) 3 Month(s)	2/4/2019	
- 4 Year(s) 3 Month(s)	5/5/2018	

You can download the entire Health Summary Report for your records.

Have questions? Call Sharecare at **888-741-3390, Monday - Friday 8 a.m. - 8 p.m. CT** to learn more.