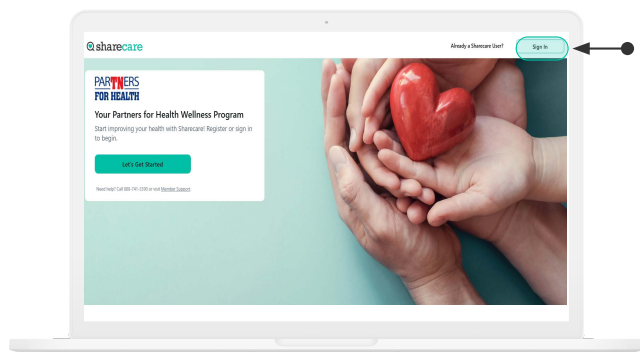


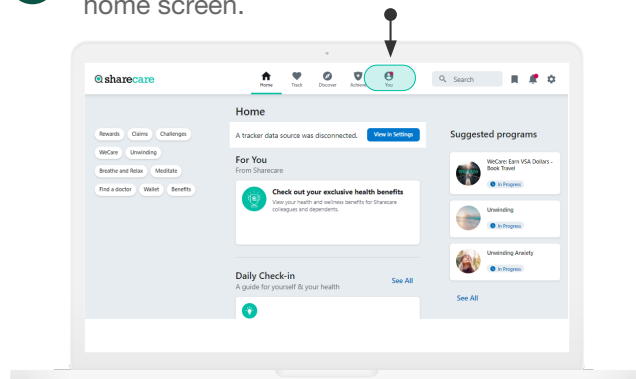
How to confirm RealAge® Test completion:



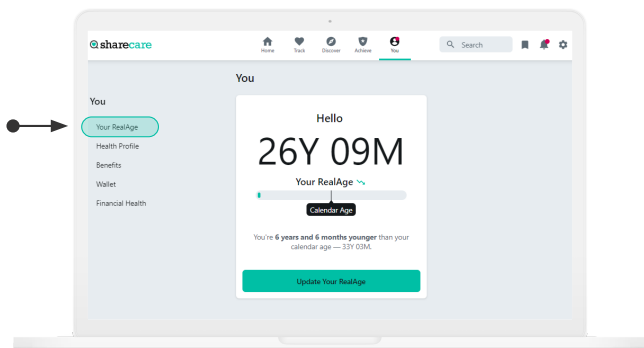
- 1 Go to stateoftn.sharecare.com and click **Sign In**, or log in to your account through the Sharecare app.



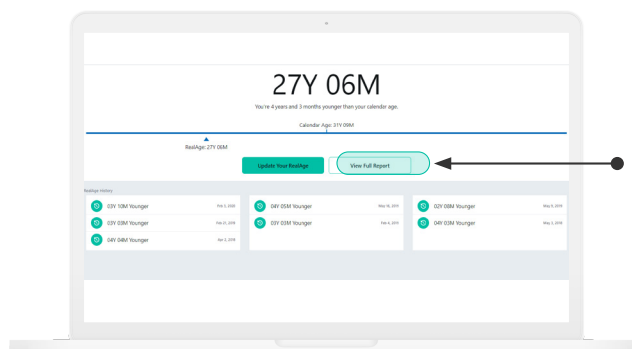
- 2 Select **You** from the home screen.



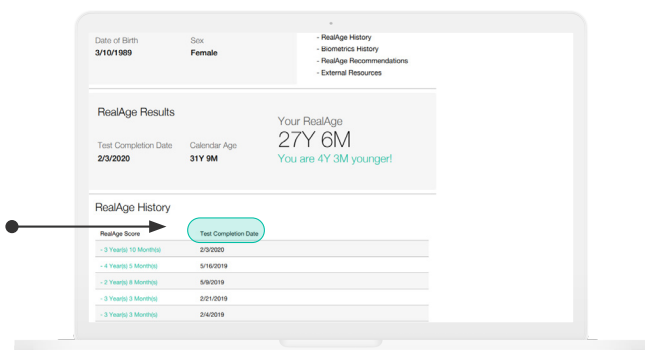
- 3 Click on **Your RealAge** and then **Score**
Note: You can see your RealAge Test history from this screen, but continue to follow these steps if you'd like to save a copy.



- 4 Select **View Full Report** and then view **RealAge History**



- 5 Confirm your RealAge Test completion dates under **Test Completion Date**
You can download the entire Health Summary Report for your records.



Have questions?

Call Sharecare at **888-741-3390**,
Monday - Friday 8 a.m. - 8 p.m. CT or
visit sharecare.com/tnwellness to learn more.