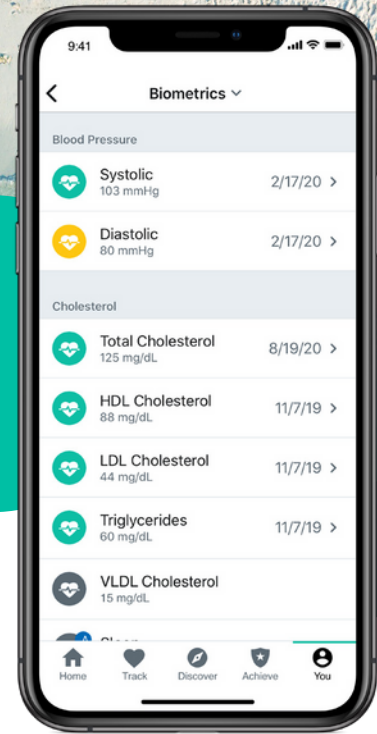
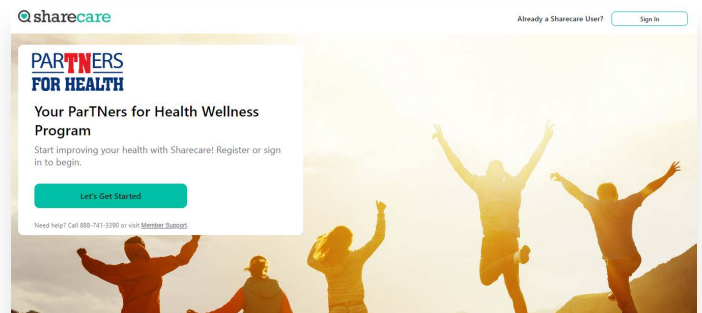


How to Download and Upload a Physician Results Form

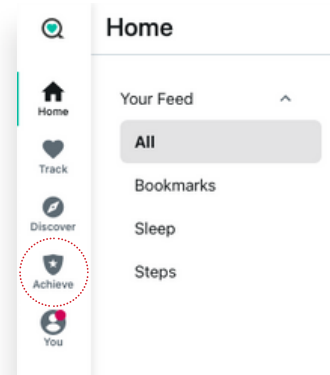
To participate in a biometric screening, you must register for an account first by visiting stateoftn.sharecare.com. Once registered, follow these steps to complete your biometric screening by **Nov. 30, 2024**.



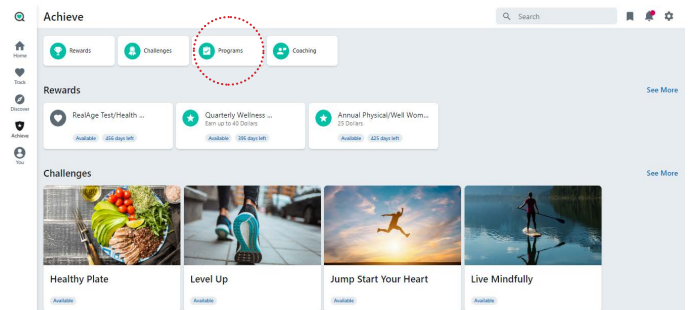
1 Sign up or log in to your Sharecare account.



2 Navigate to **Achieve**.



3 Click on the **Programs** tile.

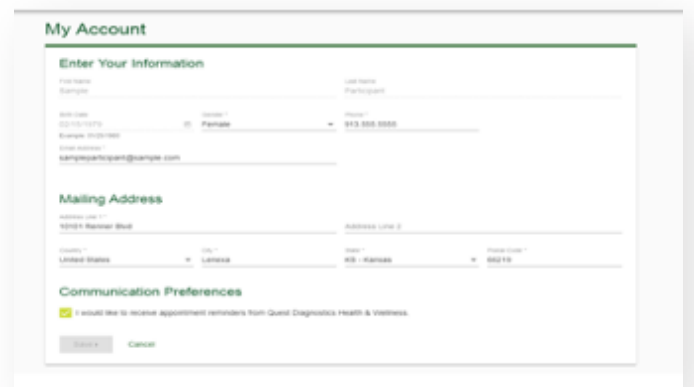
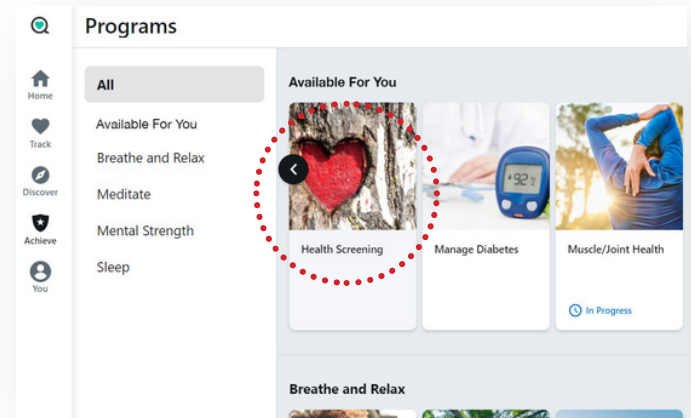


How to Download and Upload a Physician Results Form

4 Click on the Health Screening tile to be directed to the Quest site to download or upload your Physician Results Form. (First time users will see a welcome screen before being directed to the Quest site.)

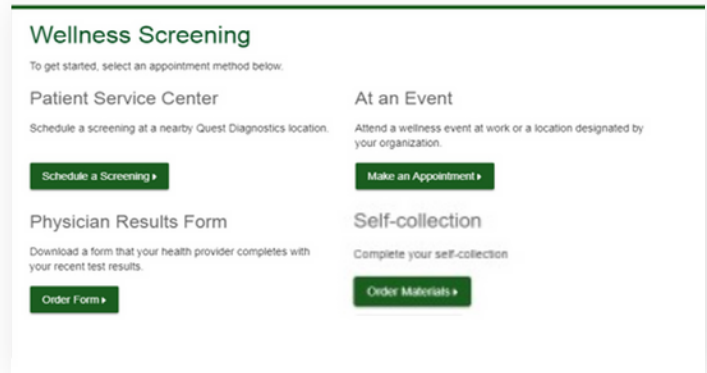
5 After reaching the Quest site, if this is the first time this year, you will need to accept the Terms and Conditions and the Sharecare Consent to continue.

6 Verify all your information under **Enter Your Information** and **Mailing Address**. Select if you would like to receive appointment reminders from Quest. Click Save.

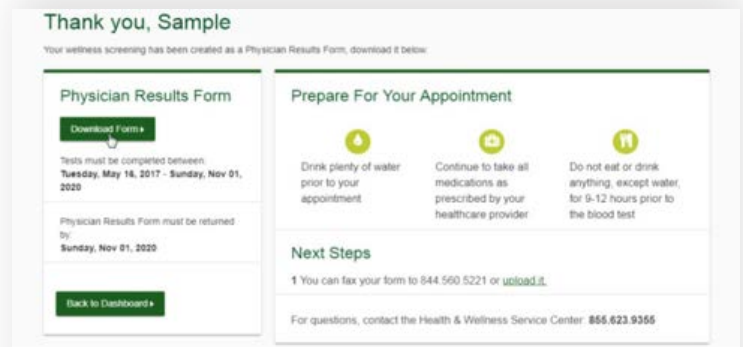


How to Download and Upload a Physician Results Form

7 Once on the home dashboard under **Wellness Screening**, click on **Order Form** under **Physician Results Form**.



8 Once on the confirmation page, select the green **Download Form** button to download and print your personalized form.



Verify that all of your personal information included on the form is accurate and have your doctor complete the form.

9 After your doctor completes the form, there are two options for submitting the form to Quest Diagnostics:

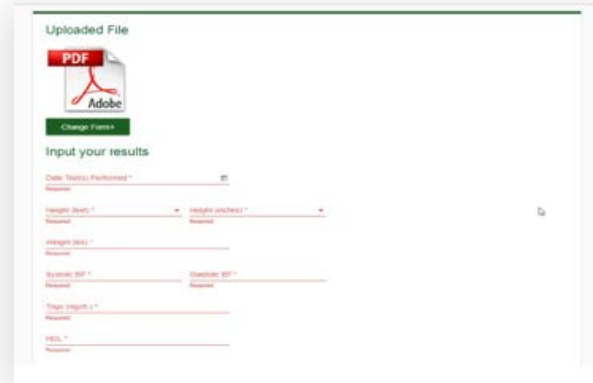
- You may fax the completed form to the fax number indicated on the form, or
- You may submit your completed form electronically using the **Upload Form** button on the dashboard



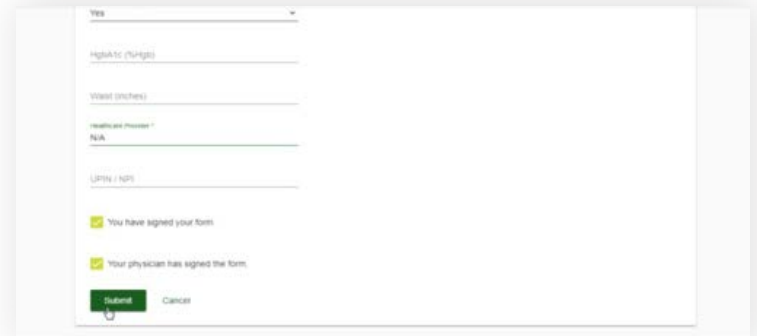
How to Download and Upload a Physician Screening Form

10 After selecting the Upload Form button on the dashboard, browse your computer for the completed Physician Results Form.

You will then arrive at this screen where you will need to validate your form by entering the measurements shown on your form.



11 After filling in all required information, select the **Submit** button. You will receive an email to let you know whether your form has been processed, or rejected for any reason.



Have questions? Call 888-741-3390, Monday - Friday 8 a.m. - 8 p.m. CT or visit sharecare.com/tnwellness/biometric-screenings.



Sharecare, Inc. is an independent company that provides health improvement and wellness services for the ParTNers for Health Wellness Program. Information provided by Sharecare is not a substitute for the advice or recommendations of your health care provider.