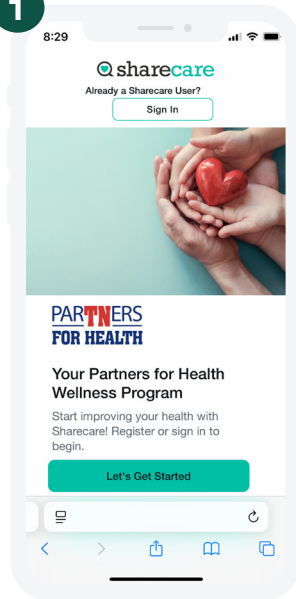




Get started with Sharecare

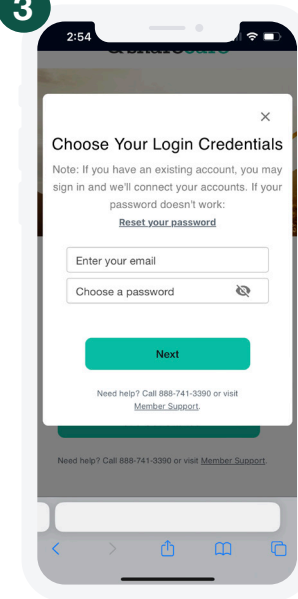
How to register

1



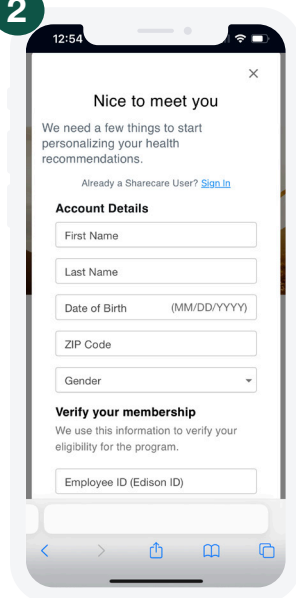
Using your phone, get started at **stateoftn.sharecare.com**. New users select **Let's Get Started**. Existing Sharecare users, select **Sign In** to link to your State of TN account.

3



Choose your login credentials and click **Next**.

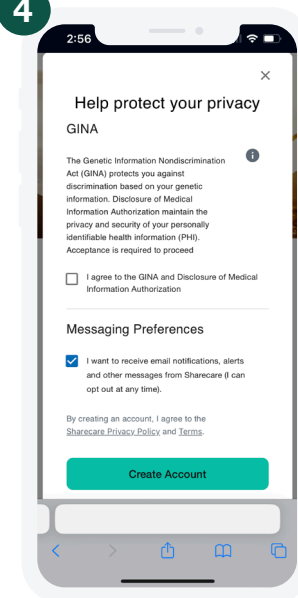
2




Complete the required fields including your Employee ID (Edison ID) found on your Caremark card and click **Next**.

*Spouses and dependents will enter the Employee's ID.

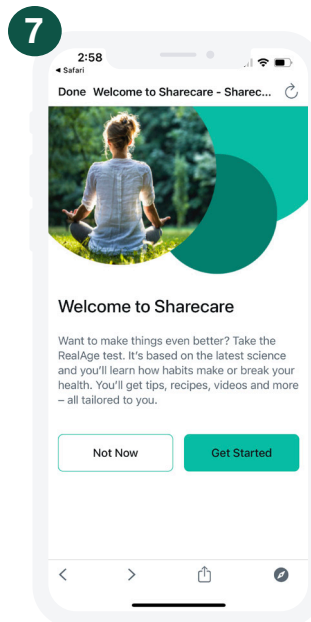
4



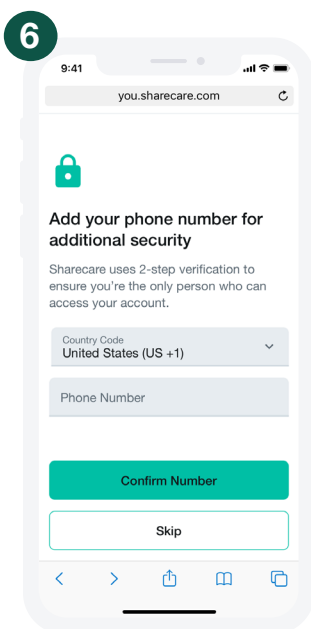
Acknowledge your authorizations and messaging preferences. Then click **Create Account**.



Click **Get the App** to navigate to the app store. Download the app.



Click **Get Started** to take the RealAge test. If you have taken the RealAge test previously, you will need to complete it again after linking your accounts.



Add your phone number. As an additional layer of account security, Sharecare features multi-factor authentication (two-step verification). First time sign in will require a six-digit verification code. Verification is available via email, SMS or voice (mobile or landline).

Have questions?
Call **888-741-3390**, Monday - Friday 8 a.m. - 8 p.m. CT.

**PARTNERS
FOR HEALTH**

 **sharecare**

Sharecare, Inc. is an independent company that provides health improvement and wellness services for Partners for Health Wellness Program. Information provided by Sharecare is not a substitute for the advice or recommendations of your health care provider.