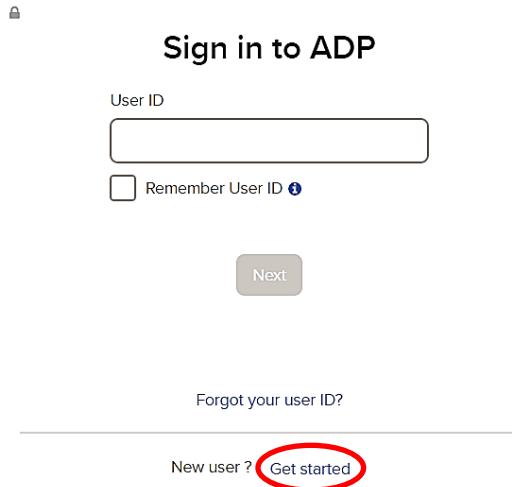


Former AutoZoners – Accessing W-2s Online

First Time Users Only:

1. Open a browser and go to www.MyADP.com.
2. Click on **Get Started** link next to New User?



Sign in to ADP

User ID

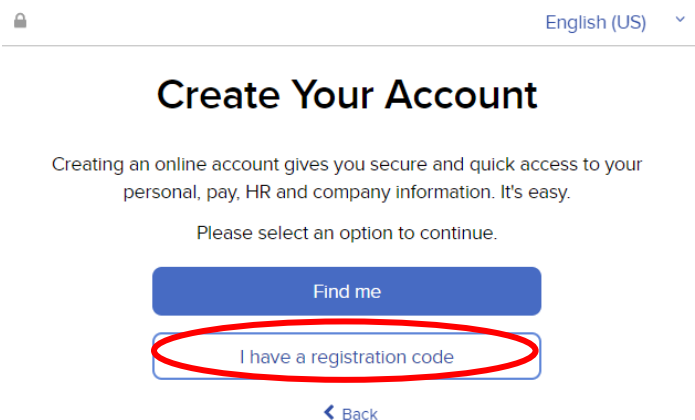
☐ Remember User ID ⓘ

Next

Forgot your user ID?

New user ? **Get started**

3. Click on **I have a registration code**



English (US) ▾

Create Your Account

Creating an online account gives you secure and quick access to your personal, pay, HR and company information. It's easy.


Please select an option to continue.

Find me

I have a registration code

[← Back](#)

4. Type **AutoZone-MyADP** in the Registration Code box and click **Continue**



Progress bar: Enter Code (active), Identity Info, Contact Info, Create Account

Enter Registration Code

Registration Code ⓘ

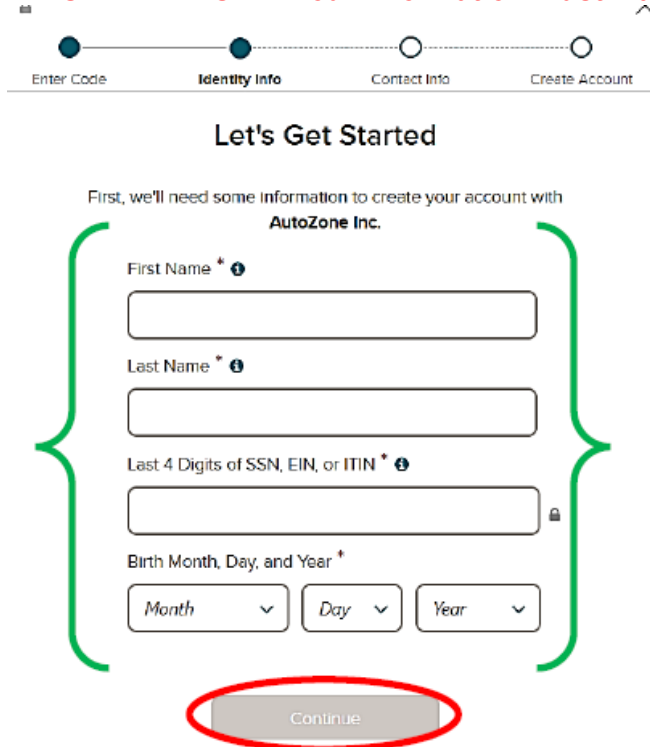
Continue

[← Back](#)

Former AutoZoners – Accessing W-2s Online

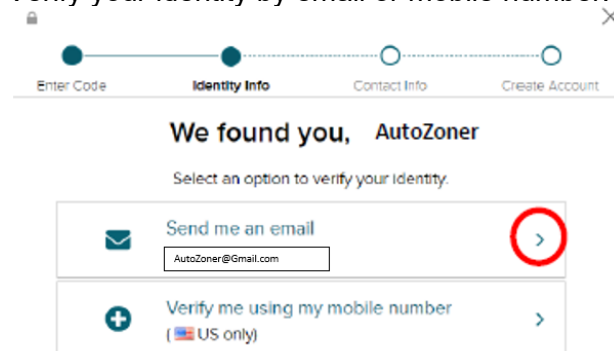
5. Enter your information to identify yourself and click **Continue**. If the system doesn't find you, please review / re-enter your information.

IMPORTANT NOTE: Your information must match your AutoZoner record (Use legal name)



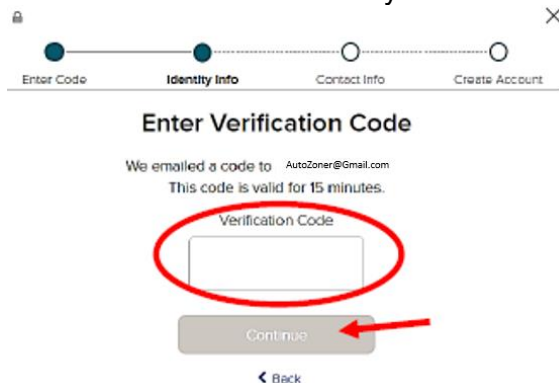
The screenshot shows a progress bar at the top with four steps: Enter Code, Identity Info, Contact Info, and Create Account. The 'Identity Info' step is currently active. Below the progress bar, the heading 'Let's Get Started' is followed by the text 'First, we'll need some information to create your account with AutoZone Inc.' The form contains four input fields: 'First Name *', 'Last Name *', 'Last 4 Digits of SSN, EIN, or ITIN *' (with a lock icon), and 'Birth Month, Day, and Year *' (with dropdown menus for Month, Day, and Year). A green bracket groups the first three fields. At the bottom, a 'Continue' button is highlighted with a red circle.

6. Verify your identity by email or mobile number. Click on the arrow to select an option.



The screenshot shows a progress bar at the top with four steps: Enter Code, Identity Info, Contact Info, and Create Account. The 'Identity Info' step is currently active. Below the progress bar, the heading 'We found you, AutoZoner' is followed by the text 'Select an option to verify your identity.' There are two options: 'Send me an email' (with an email icon and a text box containing 'AutoZoner@gmail.com') and 'Verify me using my mobile number' (with a plus icon and a text box containing '(US only)'). A red circle highlights the right arrow next to the 'Send me an email' option.

7. Enter the **Verification Code** you receive and click **Continue**. **The code is valid for 15 minutes.**



The screenshot shows a progress bar at the top with four steps: Enter Code, Identity Info, Contact Info, and Create Account. The 'Identity Info' step is currently active. Below the progress bar, the heading 'Enter Verification Code' is followed by the text 'We emailed a code to AutoZoner@gmail.com. This code is valid for 15 minutes.' There is a text box labeled 'Verification Code' and a 'Continue' button. A red circle highlights the 'Verification Code' text box, and a red arrow points to the 'Continue' button. A 'Back' link is visible at the bottom left.

Former AutoZoners – Accessing W-2s Online

8. Complete the Primary Contact Information screens. **You must click Yes or No, verifying agreement to receive texts/calls to be able to click Continue.**

It's OK to text and/or call me (via use of an auto-dialer or otherwise) about my account. I understand I can opt out any time.* [?](#)

☐ Yes ☐ No

Backup Contact Information Add additional email/phone where you can be reached.

Email

Personal [v](#)

Phone

Work, Mobile [v](#)

US +1

[Add new phone](#)

[Continue](#)

9. Create a password. Click **Create your account**.

Step 4: Create Account

One more step, AutoZoner

Let's set up the login information for your account with **AutoZone Inc.**

Your UserID: xxxxxxxx

Create Password *

Password must be 8 to 64 characters long and contain letters, numbers, and special characters.

Confirm Password *

[Create your account](#)

10. Click the arrow to the right of MyADP

Account Created! Please Sign In.

User ID:

You can now sign into access and manage your accounts.

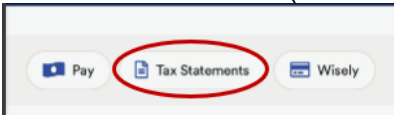
MyADP [>](#)

Former AutoZoners – Accessing W-2s Online

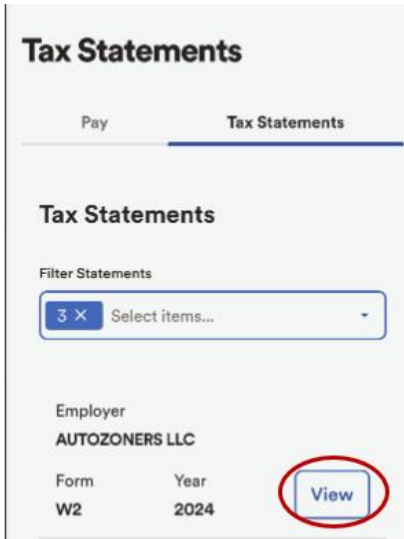
- Click Next and enter the password you just created.



- Click Tax Statements (click Pay to view pay statements)



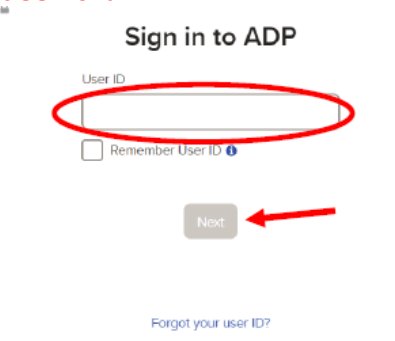
- Click View



Former AutoZoners who are NOT First Time Users:

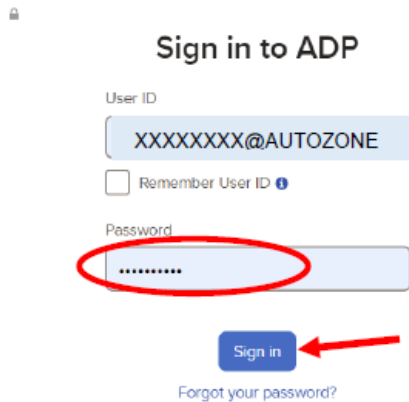
- Open a browser and go to www.MyADP.com.
- Enter **ADP User ID** and then click **Next**.

IMPORTANT NOTE: See instructions below if you do not know your ADP User ID or ADP Password.



Former AutoZoners – Accessing W-2s Online

3. Enter **ADP Password** and then click **Sign In**.



Sign in to ADP

User ID
XXXXXXXX@AUTOZONE

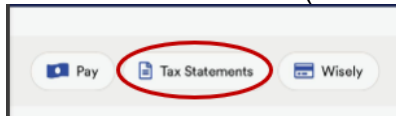
☐ Remember User ID ⓘ

Password

Sign in

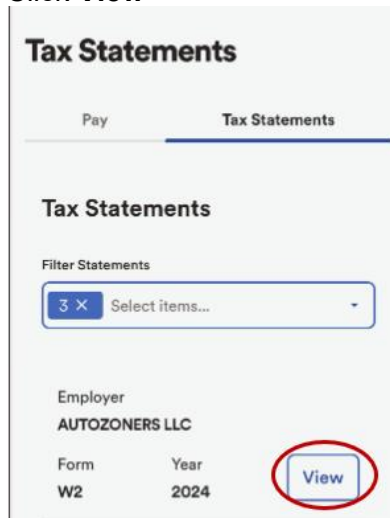
[Forgot your password?](#)

4. Click **Tax Statements** (click **Pay** to view pay statements)



Pay **Tax Statements** Wisely

5. Click **View**



Tax Statements

Pay Tax Statements

Tax Statements

Filter Statements
3 X Select items...

Employer
AUTOZONERS LLC

Form	Year	
W2	2024	View

If you do not know your ADP User ID or ADP Password:

1. Select **Forgot your user ID?**



Sign in to ADP

User ID

☐ Remember User ID ⓘ

Next

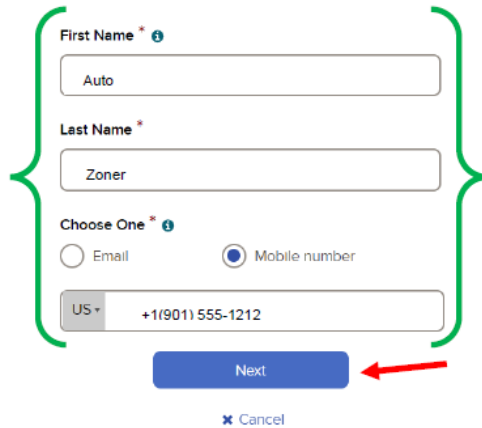
Forgot your user ID?


[New user? Get started](#)

Former AutoZoners – Accessing W-2s Online

2. Enter your information and click **Next**.

IMPORTANT NOTE: The name and email **MUST** match your AutoZoner record (legal name).




First Name * 

Auto

Last Name *

Zoner

Choose One * 

☐ Email ☒ Mobile number

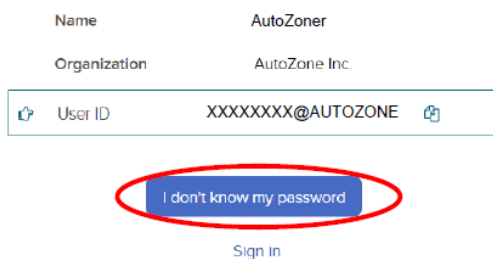
US +1(901) 555-1212

Next

[Cancel](#)

3. The system will provide you with your **ADP User ID**
4. Select **Sign In** to log in **OR** select **I don't know my password** to have your password reset.

We found you



Name AutoZoner

Organization AutoZone Inc.

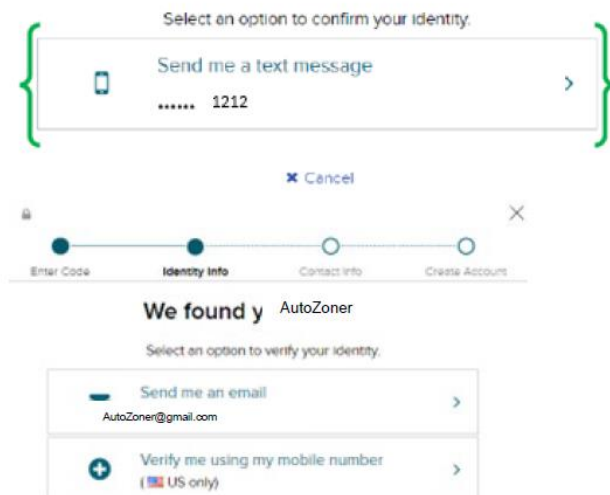
User ID XXXXXXXX@AUTOZONE

I don't know my password


[Sign in](#)

5. Select an option to confirm your identity and follow the onscreen prompts.

Security Verification




Select an option to confirm your identity.

 Send me a text message

..... 1212


[Cancel](#)




Enter Code Identity Info Contact Info Create Account

We found y AutoZoner

Select an option to verify your identity.

 Send me an email

AutoZoner@gmail.com

 Verify me using my mobile number

(US only)

6. If the steps above aren't working for you, contact **ADP for password support** at **1-855-714-8188**.
 - a. ADP representatives are available:
 - i. Monday – Friday 8 am – 8pm Eastern Time
 - ii. ADP offices are closed on federal holidays
 - b. ADP representatives can only reset passwords. They cannot answer questions about your W-2 or provide printed copies to you.